



Profile of volatile organic
compounds in kepah
(*Polymesoda erosa* Solander,
1786) collected from Jada
Bahrin River of Bangka Island,
Indonesia

by Andri Kurniawan

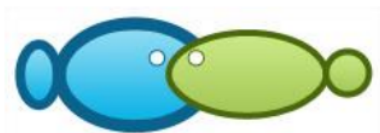
Submission date: 08-Feb-2023 08:38PM (UTC+0700)

Submission ID: 2009281113

File name: 1_Jurnal_Bioflux_Published.pdf (872.69K)

Word count: 5550

Character count: 29122



Profile of volatile organic compounds in kepah (*Polymesoda erosa* Solander, 1786) collected from Jada Bahrin River of Bangka Island, Indonesia

¹Fika Dewi Pratiwi, ¹Hartoyo, ²Andri Kurniawan

¹ Department of Fisheries Resources Management, Faculty of Agriculture, Fishery, and Biology, University of Bangka Belitung, Bangka, Indonesia; ² Department of Aquaculture, Faculty of Agriculture, Fishery, and Biology, University of Bangka Belitung, Bangka, Indonesia. Corresponding author: A. Kurniawan, andri_pangkal@yahoo.co.id

Abstract. This study aimed to provide information about the profile of volatile organic compounds (VOCs) in kepah (*Polymesoda erosa* Solander, 1786), and also about sediment and water of their habitat in Jada Bahrin River of Bangka Regency, Bangka Island, Indonesia. The analysis of VOCs was carried out using Pyrolysis-GC/MS analysis. A number of volatile organic compounds (VOCs) were measured, including aldehydes, alcohols, aromatic compounds, carbohydrates, carbon dioxide, esters, hydrocarbons, ketones, nitrogenous compounds, oxygen-sulfur compounds, and proteins. We have found that 29 VOCs were detected in kepah meat. Hexadecanoic acid (CAS) (palmitic acid) had the highest concentration, 14.04%. We also found 28 VOCs in the water. -chlor had the highest concentration, namely 19.1%. Furthermore, there were 60 VOCs that detected in sediment, with the highest concentration for (6.36%).

Key Words: clam, degradation, organic chemical, pyrolysis-GC/MS.

Introduction. Volatile organic compounds (VOCs) are large groups of organic chemical compounds found in many products. They vaporize easily and enter the environment under normal conditions (Yadav & Pandey 2018). VOCs are

), as (Cheng) define VOCs , and . VOCs include °C), such as compounds.

VOCs are ubiquitous in the environment and they may represent health risks. VOCs are derived from natural and human activities. Naturally, VOCs can be produced by macroalgae in response to environmental stresses and also from plants. VOCs generated by anthropogenic activities come from both domestic and industrial processes (Bravo-Linares et al 2010; David & Niculescu 2021). Since the industrial waste around the river could contain some hazardous VOCs that might affect the health of living organisms in the water and can enter the human body via food chain pathways. They can lead to symptoms and pathologies in the respiratory tract, nervous system, skin, kidneys and others.

(Juang 2009; Montero-Montoya et al 2018). On the other hand, VOCs in foods provide a flavor fingerprint that help humans recognize appropriate foods and avoid

³

poor or dangerous foods (Dini 2008). The group of VOCs such as ethyl esters, aldehydes, nitrogen compounds, ketones, alcohols, and dimethylsulphone, represent the main aromatic constituents of foods (Genovese et al 2019). Thus, it is important to understand their presence in the environment and especially in our diet and to identify possible sources of VOCs (Vinci et al 2015).

Argente (2016) explains that there are three genera within the Family Corbiculidae, which are distributed worldwide, namely *Batissa*, *Polymesoda*, and *Corbicula*. Hamli et al (2015) explain there are three common species of the genus *Polymesoda* from the family Corbiculidae, class Bivalvia that can be found inhabiting the mangrove areas in Southeast Asia, namely *P. erosa*, *P. bengalensis*, and *P. expansa*. The mud or mangrove clam (*Polymesoda erosa* Solander, 1786), with the local name 'kepah' in Bangka Island, is an edible bivalve species. *P. erosa* can be found in intertidal areas, in mangrove substrate and in the fresh and brackish waters of mangrove swamps, estuaries, and larger rivers (Biona et al 2017). Molluscs have high economic value and reproduce easily. In addition, they are highly nutritious and are considered an excellent source of proteins, lipids and minerals. Molluscs are a highly valuable aquaculture resource, and mussels in particular are typical filter feeders, constantly filtering substances out of the water (Mustapha 2020). Bivalves are well known as filter feeders for suspended particles within water columns that may be contaminated with numerous pollutants from anthropogenic activities or natural factors (Yusoff et al 2021). Therefore, they can be a potential source of organic and inorganic environmental pollutants that accumulate in the body and are transmitted to humans through consumption (Ding et al 2021; Mutić et al 2021).

This study aimed to provide information related to the volatile organic compounds from the meat of kepah, sediment and water collected from Jada Bahrin River, Bangka Regency, Bangka Island, Indonesia.

Material and Method. This research took place from May to June 2022. The study was conducted by testing volatile organic compounds from samples (kepah, sediment, and water), collected from Jada Bahrin River, located in Bangka Regency, Bangka Island, Indonesia. We have sampled randomly 20 individuals of kepah, 1.5 L of water, and 100 g of sediment. The habitat of kepah in the area of sampling was represented by the mud around mangrove trees. The identification of kepah was done using as reference www.sealifebase.ca. Collected samples were stored in a cold box with at less than 5°C to prevent the decrease in VOC content. Kepah (0.05 mg), sediment (0.05 mg), and water of river (0.05 mg) were used as samples in this study.

The VOCs were determined (Peters et al 2018; Bouzid et al 2022). Patoni et al (2022) explain that the μm x 5, 0.25 mm in diameter and thickness. held with at 600°C. 46.5 mL min⁻¹, column flow temperature, with temperature, respectively, 1 mL of sample injected. Some VOCs were investigated and presented in chromatograms, while name and retention time (R. time) of total ion chromatography (TIC) was based on peaks of chromatograms. The results of GCMS-Pyrolysis analysis were .

Results and Discussion. Kepah collected from Jada Bahrin River are presented in Figure 1. 29 VOCs were detected in kepah meat with the highest concentration found at peak 23 with a retention time of 22.975 min for hexadecanoic acid (CAS) (palmitic acid - 14.04%) (Table 1 and Figure 2).



Figure 1. *Polymesoda erosa* from Jada Bahrin River of Bangka Regency, Indonesia; a - collection process; b - kepah after collection; c - kepah in the laboratory.

Table 1

Volatile organic compounds of *Polymesoda erosa* meat from Jada Bahrin River of Bangka Regency, Bangka Island, Indonesia

Peak	Retention time (min)	Concentration (%)	Name
1	7.293	3.47	Nitrogen oxide (N ₂ O) (CAS) Nitrous oxide
2	7.717	1.76	4-oxathiane, 4,4-dioxide (CAS) p-Thioxane sulfone
3	16.138	0.43	2-
4	16.723	0.49	Isooctane, (ethenyloxy)- (CAS) Isooctyl Vinyl Ether
5	17.017	0.72	Pentanal (CAS) n-Pentanal
6	17.392	0.40	1,3-pentanediol, 2,2,4-trimethyl- (CAS) 2,2,4-trimethyl-1,3-pentanediol
7	17.640	0.51	Decane, 2,3,5,8-Tetramethyl-
8	18.029	0.53	2-butene-1,4-diol, (Z)- (CAS) cis-Butenediol
9	18.480	0.35	9-tradecane (CAS) n-Tetradecane
10	18.992	0.65	2-undecene, 9-undecene
11	19.271	0.61	9-pentadecane (CAS) n-Pentadecane
12	19.555	0.61	9-
13	19.767	0.45	Nonadecanol
14	20.017	0.83	Dodecane, 2,6,10-trimethyl- (CAS) Farnesane
15	20.218	1.56	Dodecanoic acid (CAS) Lauric acid
16	20.636	1.79	10-undecenoic acid, octyl ester (CAS) Octyl 10-undecenoate
17	20.892	2.24	Octadecanoic acid (CAS) Stearic acid
18	21.313	2.51	Docosanoic acid (CAS) Behenic acid
19	21.570	5.08	Tetradecanoic acid (CAS) Myristic acid
20	22.011	3.76	Pentadecanoic acid (CAS) Pentadecylic acid
21	22.226	5.34	Pentadecanoic acid (CAS) Pentadecylic acid
22	22.685	3.62	Hexadecanoic acid (CAS) Palmitic acid
23	22.975	14.04	Hexadecanoic acid (CAS) Palmitic acid
24	23.359	5.48	Heptadecanoic acid (CAS) Margaric acid
25	23.639	7.46	Heptadecanoic acid (CAS) Margaric acid
26	24.120	2.83	2(3H)-guranone, 5-dodecyldihydro- (CAS). gamma.-Palmitolactone
27	24.404	8.49	9-octadecenoic acid (Z)- (CAS) Oleic acid
28	24.795	6.29	Hexadecanamide (CAS) Amide 16
29	25.356	3.86	Nonadecanamide

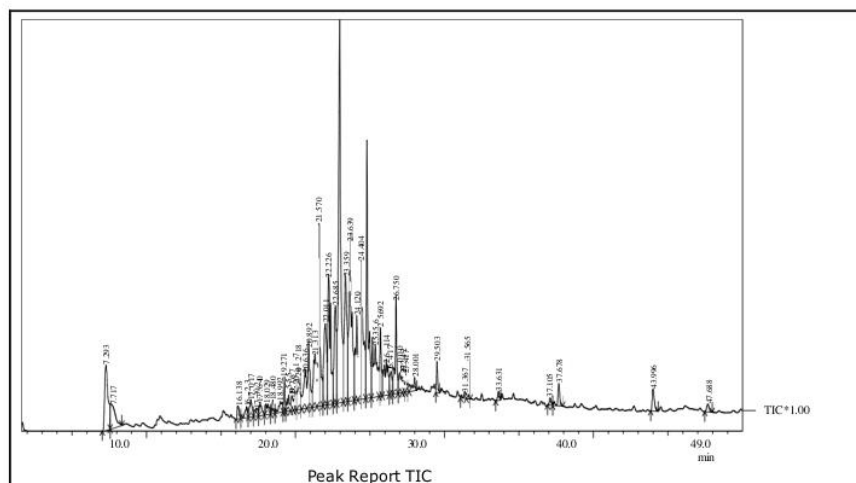


Figure 2. Total chromatogram of *Polymesoda erosa* meat from Jada Bahrin River of Bangka Regency.

In total, 29 VOCs were identified from kepah meat samples. Of these compounds, there were 1 aldehyde, 3 alcohols, 1 aromatic compound (furan), 1 ester, 14 fatty acids, 5 hydrocarbons, 2 ketones, 1 nitrogenous compound, and 1 oxygen-sulfur compound (Figure 3). The fatty acids were the most abundant compounds, including lauric acid, stearic acid, behenic acid, myristic acid, palmitic acid, margaric acid, oleic acid, and derivatives such as hexadecanamide and nonadecanamide.

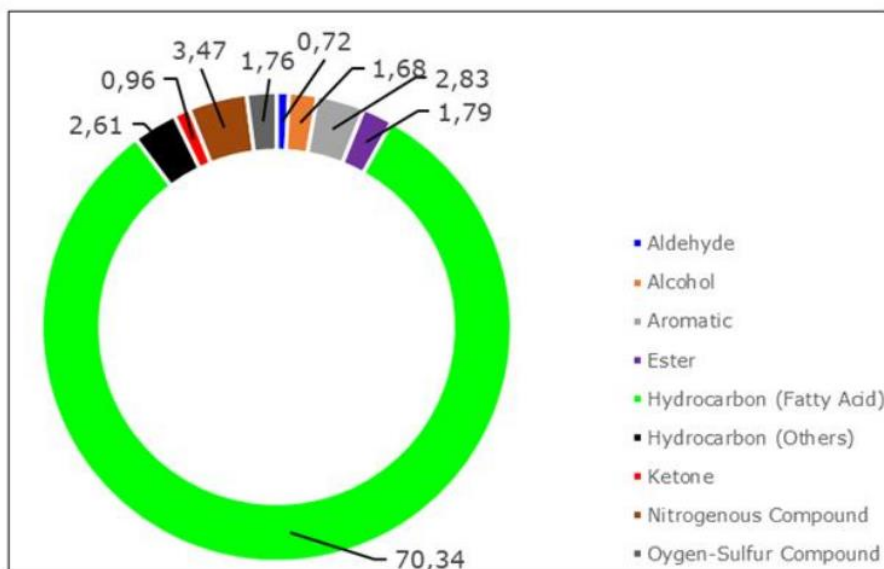


Figure 3. Total volatile compound groups of *Polymesoda erosa* meat.

P. erosa is a mollusc with a great nutritional potential, especially in fatty acids. Some of the saturated fatty acids (SFAs) from *P. erosa* are palmitic acid (C16:0), myristic acid (C14:0), lauric acid (C12:0), stearic acid (C18:0), behenic acid (C22:0), and

pentadecanoic acid (C15:0). Monounsaturated fatty acids (MUFA) are margaric acid (17:1) and oleic acid (C18:1n9c), as found in this research, but also by Leiwakabessy et al (2019). Polyunsaturated fatty acids from *P. erosa* were not found in this study.

We also analyzed VOCs of water from Jada Bahrin River. There were 28 VOCs detected in the water, with the highest concentration found at peak 26 with a retention time of 20.762 min, for 1,6-anhydro-beta-D-glucopyranose (levoglucosan) (24.88%) (Table 2 and Figure 4). Latif et al (2012) explain levoglucosan (1,6-anhidro-β-D-glucopyranose) is an organic molecule that can be used as an indicator for cellulose burning. Thus, it is possible that levoglucosan from filter paper has contaminated the pyrolysis of VOCs.

Of the identified compounds, there were 6 aldehydes, 5 alcohols, 2 carbohydrates, 1 ester, 9 hydrocarbons, 4 ketones, and 1 protein (Figure 5). The hydrocarbons were the most abundant compound in the water.

-chlor, was the highest VOC found in the water of Jada Bahrin River, after levoglucan (which was presumed to have contaminated the sample). Cyclopropane belongs to the class of organic compounds known as cycloalkanes, a group of hydrocarbons, found at peak 1 with a retention time of 6.486 min and a concentration of 19.41%.

-chlor is an organic compound found in jabon (*Anthocephalus cadamba*) (Hadi et al 2021) and has antioxidant properties in young agarwood (*Aquilaria malaccensis* Lamk) leaves (Batubara et al 2021). Thus, we did not consider this VOC as a dangerous compound for the environment or for human health.

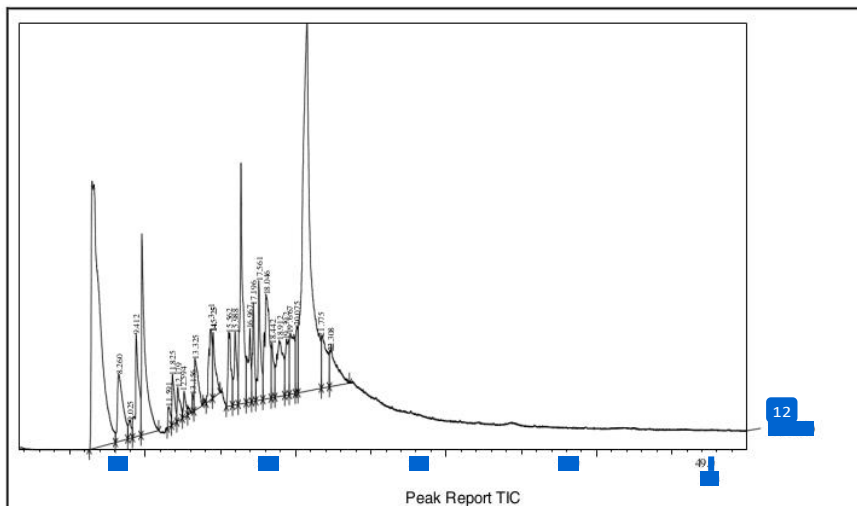
Table 2
Volatile organic compounds of water from Jada Bahrin River of Bangka Regency, Bangka Island, Indonesia

Peak	Retention time (min)	Concentration (%)	Name
1	6.486	19.41	-Chlor
2	8.260	3.24	2-methyl-3-oxo-Butyronitrile
3	9.025	0.50	Pentane (CAS) n-Pentane
4	9.412	2.98	
5	9.796	6.17	
6	11.591	1.43	2,3-pentanedione (CAS) 2,3-pentadione
7	11.825	1.07	
8	12.179	1.77	1-cyano-6-hydroxypentane
9	12.594	0.53	2-furancarboxaldehyde (CAS) Furfural
10	13.156	0.35	
11	13.325	1.63	2-furanmethanol (CAS) Furfuryl alcohol
12	14.351	1.99	Cyclohexanone (CAS) Anon
13	14.525	1.47	2-furancarboxaldehyde, 5-methyl- (CAS) 5-methyl-2-furfural
14	15.562	1.91	
15	15.988	1.71	Hydroxy Dimethyl Furanone
16	16.379	5.90	Pentanal (CAS) n-Pentanal
17	16.967	1.82	
18	17.196	1.69	1-octene (CAS) Caprylene
19	17.561	2.62	Oxirane, 2-butyl-3-methyl- (CAS) 2,3-epoxyheptane
20	18.046	4.42	2-furancarboxaldehyde, 5-(hydroxymethyl)- (CAS) HMF
21	18.442	1.15	-4-(1-methylethyl)- (CAS) -Isopro
22	18.912	1.11	Ethenol, 2-ethoxy-, acetate (CAS)
23	19.392	1.66	L-Glutamic acid, N-[(phenylmethoxy)carbonyl]-
24	19.667	2.52	-, hexyl (CAS) Hexyl
25	20.075	1.27	1-cyclohexene-1-carboxylic acid (CAS) 1-cyclohexenecarboxylic acid
26	20.762	24.88	1,6-anhydro-Beta-D-Glucopyranose (Levoglucosan)

5.

Table 2
 Volatile organic compounds of water from Jada Bahrin River of Bangka Regency, Bangka Island, Indonesia (continuation)

Peak	Retention time (min)	Concentration (%)	Name
27	21.775	2.44	1,6-anhydro-Beta-D-Glucofuranose
28	22.308	2.36	4-decenoic acid, methyl ester (CAS) Methyl dec-4-enoate



4. Total water from Jada Bahrin River of Bangka Regency.

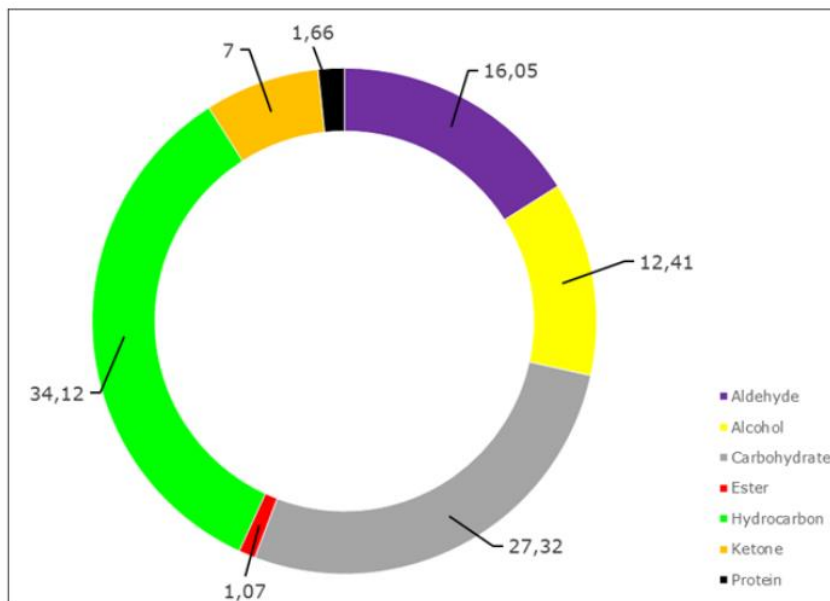


Figure 5. Total volatile compound groups in the water of Jada Bahrin River.

Sixty VOCs were detected in the sediment of Jada Bahrin River, with the highest concentration found at peak 50, with a retention time 41.694 min, for [REDACTED] (6.36%) (Table 3 and Figure 6). Of the identified compounds, there were 1 aldehyde, 4 alcohols, 1 carbon dioxide, 6 esters, 45 hydrocarbons, and 3 ketones (Figure 7). The hydrocarbons were the most abundant compound type in the sediment. We found two VOC hydrocarbons that contain benzene, namely [REDACTED] (R. time 18.481 min, 1.48%) and 1H-benzocyclohepten-7-ol, 2,3,4,4a,5,6,7,8-octahydro-1,1,4a,7-tetramethyl-, (R. time 36.717 min, 0.58%).

Benzene is an aromatic hydrocarbon and a colorless and odorous liquid (Meckenstock et al 2016; Yildizhan et al 2021). It is formed from both natural processes and human activities. It is classified as carcinogen for humans, with effects such as [REDACTED]. Benzene is a major raw material [REDACTED], nylons, [REDACTED], pharmaceuticals [REDACTED], and [REDACTED] (Smith 2010; Conte et al 2021). In the environment, this pollutant can be accumulated in organisms through direct or indirect routes. It is potentially accumulated in filter feeder organisms such as a clams.

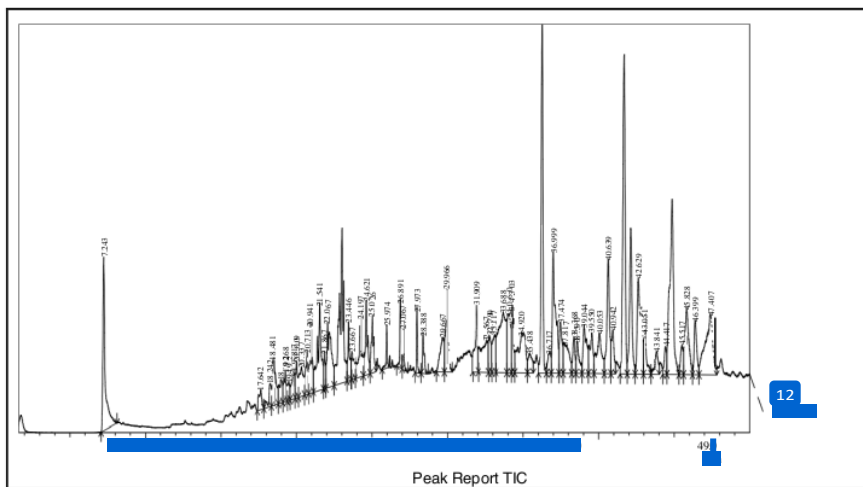
Table 3
Volatile organic compounds of sediment from Jada Bahrin River of Bangka Regency, Bangka Island, Indonesia

Peak	Retention time (min)	Concentration (%)	Name
1	7.243	3.58	Carbon dioxide (CAS) Dry ice
2	17.642	0.53	10-undecenoic acid, Octyl ester (CAS) Octyl 10-Undecenoate
3	18.242	0.56	Nonanoic acid (CAS) Nonoic acid
4	18.481	1.48	[REDACTED]
5	18.992	0.66	[REDACTED]
6	19.268	0.70	[REDACTED]
7	19.492	0.32	2-Butanone, 4-cyclohexyl- (CAS) 4-Cyclohexyl-2-butanone
8	19.817	0.75	(1R*,6S*,10R*)-5,5-dimethyl-11,12-dioxatricyclo[8.2.1.0(1,6)]tridecan-10-ol
9	20.009	0.66	Hexadecane (CAS) n-Hexadecane
10	20.337	1.04	Docosanoic acid (CAS) Behenic acid
11	20.713	0.87	Tricosane (CAS) n-Tricosane
12	20.941	1.28	3-Hexadecene, (Z)- (CAS)
13	21.541	2.79	9-octadecenoic acid (Z)- (CAS) Oleic acid
14	21.867	0.47	2-undecanone, 6,10-dimethyl- (CAS) 6,10-dimethylundecan-2-one
15	22.067	2.35	Tetratetracontane (CAS) n-Tetratetracontane
16	23.015	4.98	Oxacycloheptadec-8-en-2-one (CAS) Ambrettolide
17	23.446	0.88	Pentatriacontane (CAS) n-Pentatriacontane
18	23.667	0.59	Megastigma-3,7(Z),9-triene
19	24.197	1.34	Pentatriacontane (CAS) n-Pentatriacontane
20	24.621	1.55	Oxacycloheptadec-8-en-2-one (CAS) Ambrettolide
21	25.026	1.16	Octadecane, 1-chloro- (CAS) 1-chlorooctadecane
22	25.974	0.40	Pentatriacontane (CAS) n-Pentatriacontane
23	26.891	0.69	Cyclododecanone (CAS) Cyclododecanon
24	27.067	0.37	Hexatriacontane (CAS) n-Hexatriacontane
25	27.973	0.60	1,2-Propanediol, 3-(Phenylmethoxy)-, Diacetate
26	28.388	0.52	Pentatriacontane (CAS) n-Pentatriacontane
27	29.667	1.22	Tetrapentacontane, 1,54-dibromo-
28	29.966	1.79	Tetratetracontane (CAS) n-Tetratetracontane
29	31.909	1.39	Pentatriacontane (CAS) n-Pentatriacontane
30	32.567	1.98	1-Hentetracontanol (CAS) N-Hentetracontanol-1
31	32.790	0.82	6-O-acetyl-7-desoxy-1,2:3,4:8,9:11,12-tetra-O-isopropyliden-7-nitro-.beta.-D-
32	33.117	1.05	Methyl Commate E

Table 3

Volatile organic compounds of sediment from Jada Bahrin River of Bangka Regency,
Bangka Island, Indonesia (continuation)

Peak	Retention time (min)	Concentration (%)	Name
33	33.688	3.97	Nonacosanol (CAS)
34	34.060	1.81	Hexacosane, 9-octyl- (CAS) 9-n-Octylhexacosane
35	34.303	1.11	Pentatriacontane (CAS) n-Pentatriacontane
36	34.920	2.67	9,19-Cyclolanost-24-en-3-ol, Acetate
37	35.438	0.65	2-Pentadecanone, 6,10,14-trimethyl- (CAS) 6,10,14-Trimethyl-2-pentadecano
38	36.269	5.36	Cycl [REDACTED] (CAS)
39	36.717	0.58	1H-Benzocyclohepten-7-ol, 2,3,4,4a,5,6,7,8-octahydro-1,1,4a,7-tetramethyl-, [REDACTED] (CAS)
40	36.999	3.43	Cycl [REDACTED] (CAS)
41	37.474	1.18	Cycloeucalenol
42	37.817	1.48	Nonacosanol (CAS) [REDACTED] (CAS)
43	38.368	0.70	Cycl [REDACTED] (CAS)
44	38.590	0.79	Anc [REDACTED] st-5-en-3-ol, 4,4-dimethyl-, (3.beta.)- (CAS)
45	39.044	1.50	1- [REDACTED]
46	39.550	1.20	Cycloeucalenol
47	40.053	1.78	Androst-5-en-3-ol, Trifluoroacetate, (3.beta.)- (CAS)
48	40.639	2.68	13,27-Cycloursan-3-ol, Acetate, (3.Beta.,13.Beta.,14.Beta.)-
49	40.942	0.97	Tetracosane, 11-decyl- (CAS) 11-n-Decyltetracosane
50	41.694	6.36	1-2 [REDACTED]
51	42.132	3.08	1-2 [REDACTED]
52	42.629	3.31	4,4, [REDACTED]
53	43.051	1.01	2 Norolean-12-ene
54	43.841	0.67	4,4, [REDACTED]
55	44.417	0.57	9,19-cyclolanost-24-en-3-ol, Acetate
56	44.867	5.70	9,19-cyclolanost-24-en-3-ol, (3.beta.)- (CAS) Cycloartenol
57	45.517	0.68	Pentatriacontane (CAS) n-Pentatriacontane
58	45.828	2.30	6-isopropenyl-4,8A-dimethyl-3,5,6,7,8,8A-Hexahydro-1H-Naphth
59	46.399	1.22	9,19-cyclolanost-24-en-3-ol, (3.beta.)- (CAS) Cycloartenol
60	47.407	3.86	14-.Beta.-H-Pregna



6. Total [REDACTED] sediment from Jada Bahrin River of Bangka Regency.

[REDACTED] 5.

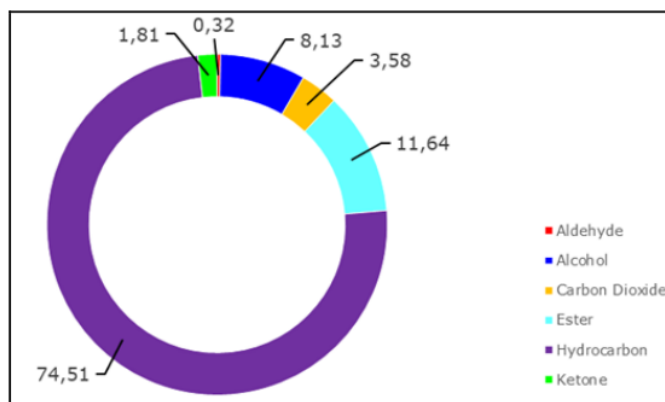


Figure 7. Total volatile compound groups of sediment from Jada Bahrin River.

Benzene accumulation has been observed in *Gafrarium divaricatum*, with concentration between 4.35 and 8.70 mg L⁻¹. [redacted] benzene [redacted], separation and necrosis of epithelial cells, [redacted] [redacted], disruption of the inner lining of tubules, [redacted] areas (Agwuocha [redacted] 2011). [redacted] benzene [redacted] at a concentration of 5.69 µL L⁻¹ also affects the physiological processes of mussels, *Perna perna*, reducing oxygen consumption and ammonia excretion (Jorge et al 2007). Furthermore, aromatic hydrocarbon pollutants such as benzene, toluene, and xylene (BTX) contribute to damaging DNA in the bivalve *Corbicula fluminea* (Fedato et al 2010). In this research, we did not obtain benzene contaminated kepah meat in Jada Bahrin River. However, compounds that contain benzene were found in the sediment, so the potential contamination with benzene and its derivatives should be considered in future studies.

Overall, this study showed that *P. erosa* can be used as a bioindicator of organic pollutants such as volatile organic compounds. VOCs found in the meat of kepah represented accumulated pollutants from the habitat (Nuryanto & Sastranegara 2013). In this study, we found VOCs containing benzene in the sediment, where benzene can be persistent (Jenneskens et al 2011). Furthermore, we must monitor the presence of benzene that accumulated in kepah. The potential of toxicity for human health is important, because it can produce carcinogenic effects, acute and chronic diseases, nervous system diseases, reproductive and developmental problems, immune system issues, respiratory problems, and hematological diseases (Falzone et al 2016; Dettenrieder et al 2020).

Conclusions. We have confirmed Pyr-GC/MS as an applicable instrument for determining volatile organic compounds (VOCs) in kepah meat, water and sediment. Hydrocarbons were the most abundant compound in kepah meat, water, and sediment, collected from Jada Bahrin River, Bangka Regency, Bangka Island, Indonesia.

[redacted] of [redacted].

Conflict of Interest. [redacted] authors declare that there is no conflict of interest.

References

Agwuocha S., Kulkarni B. G., Pandey A. K., 2011 Histopathological alterations in hepatopancreas of *Gafrarium divaricatum* exposed to xylene, benzene and gear oil-WSF. *Journal of Environmental Biology* 32(1):35-38.

- Argente F. A. T., 2016 Bivalve superpower: the global invasion of corbiculid clams. *Annual Research & Review in Biology* 10(3):1-10.
- Batubara R., Hanum T. I., Affandi O., 2021 GC-MS analysis of young and mature wild agarwood leaves (*Aquilaria malaccensis* Lamk) and its antioxidant potential. *IOP Conference Series: Earth and Environmental Science* 912:012038.
- Biona M. A., Marte C. R., Pasadilla A. L. G., Araneta, B. Y. G., 2017 Estimation of the edible wet tissue weight of the mangrove clam *Polymesoda erosa* harvested from the wild. *PEERS Inc. Multidisciplinary Research Journal* 1(1):1-9.
- Bouزيد N., Anquetil C., Dris R., Gasperi J., Tassin B., Derenne S., 2022 Quantification of microplastics by pyrolysis coupled with gas chromatography and mass spectrometry in sediments: Challenges and implications. *Microplastics* 1(2):229-239.
- Bravo-Linares C. M., Mudge S. M., Loyola-Sepulveda R. H., 2010 Production of volatile organic compounds (VOCs) by temperate macroalgae: The use of Solid Phase Microextraction (SPME) coupled to GC-MS as method of analysis. *Journal of the Chilean Chemical Society* 55(2):227-232.
- Cheng S., Zhang J., Wang Y., Zhang D., Teng G., Chang-Chien G. P., Qianli H., Zhang Y. B., Yan P., 2019 Global research trends in health effects of volatile organic compounds during the last 16 years: a bibliometric analysis. *Aerosol and Air Quality Research* 19(8):1834-1843.
- Clemente S., Ingole B., 2011 Recruitment of mud clam *Polymesoda erosa* (Solander, 1876) in a mangrove habitat of Chorao Island, Goa. *Brazilian Journal of Oceanography* 59(2):153-162.
- Conte S., Lagacé F., Netchiporouk E., Sasseville D., Litvinov I. V., 2021 Benzene, a known human carcinogen, detected in sun care products. *Journal of Cutaneous Medicine and Surgery* 25(6):650-651.
- David E., Niculescu V. C., 2021 Volatile organic compounds (VOCs) as environmental pollutants: occurrence and mitigation using nanomaterials. *International Journal of Environmental Research and Public Health* 18(24):13147.
- Dettenrieder C., Türkmen D., Mattsson A., Österlund L., Karlsson M., Mizaikoff B., 2020 Determination of volatile organic compounds in water by attenuated total reflection infrared spectroscopy and diamond-like carbon coated silicon wafers. *Chemosensors* 8(3):75.
- Ding J., Sun C., He C., Li J., Ju P., Li F., 2021 Microplastics in four bivalve species and basis for using bivalves as bioindicators of microplastic pollution. *Science of The Total Environment* 782:146830.
- Dini J. W., 2008 Volatile organic compounds in foods and beverages. *Plating and Surface Finishing* 95(5):14-15.
- Falzone L., Marconi A., Loreto C., Franco S., Spandidos D. A., Libra M., 2016 Occupational exposure to carcinogens: Benzene, pesticides and fibers. *Molecular Medicine Reports* 14(5):4467-4474.
- Fedato R. P., Simonato J. D., Martinez C. B. R., Sofia S. H., 2010 Genetic damage in the bivalve mollusk *Corbicula fluminea* induced by the water-soluble fraction of gasoline. *Mutation Research/Genetic Toxicology and Environmental Mutagenesis* 700(1-2):80-85.
- Genovese A., Marrazzo A., De Luca L., Romano R., Manzo N., Masucci F., Di Francia A., Sacchi R., 2019 Volatile organic compound and fatty acid profile of milk from cows and buffaloes fed mycorrhizal or nonmycorrhizal ensiled forage. *Molecules* 24(8):1616.
- Hadi Y. S., Nawawi D. S., Abdillah I. B., Pari G., Pari R., 2021 Evaluation of discoloration and subterranean termite resistance of four furfurylated tropical wood species after one-year outdoor exposure. *Forests* 12(7):900.
- Hamli H., Rahim A. A., Idris M. H., Kamal A. H. M., King W. S., 2015 Morphometric variation among three local mangrove clam species of Corbiculidae. *Songklanakarin Journal of Science and Technology* 37(1):15-20.
- Jenneskens L. W., Havenith R. W., Soncini A., Fowler P. W., 2011 Aromaticity of strongly bent benzene rings: persistence of a diatropic ring current and its shielding cone in [5] paracyclophane. *Physical Chemistry Chemical Physics* 13(37):16861-16866.

- Jorge R. A. D. L. V. C., Lemos D., Moreira G. S., 2007 Effect of zinc and benzene on respiration and excretion of mussel larvae (*Perna perna*) (Linnaeus, 1758) (Mollusca; Bivalvia). *Brazilian Journal of Biology* 67(1):111-115.
- Juang D. E., Yuan C. S., Hsueh S. C., Chiou L. J., 2009 Distribution of volatile organic compounds around a polluted river. *International Journal of Environmental Science & Technology* 6(1):91-104.
- Latif M. T., Mei C. S., Hanif N. M., Srithawirat T., 2012 Levoglucosan as an indicator of biomass burning from selected tropical plants. *EnvironmentAsia* 5(2):22-27.
- Leiwakabessy J., Nanlohy E. E., Lewerissa S., 2019 Fatty acid profile of some fresh and dried molluscs in Central Maluku, Indonesia. *AAFL Bioflux* 12(4):1189-1195.
- Meckenstock R. U., Boll M., Mouttaki H., Koelschbach J. S., Tarouco P. C., Weyrauch P., Dong X., Himmelberg A. M., 2016 Anaerobic degradation of benzene and polycyclic aromatic hydrocarbons. *Microbial Physiology* 26(1-3):92-118.
- Mendoza D. M., Mula M. G., Baysa R. P., 2019 Spatial density, size, growth and condition index of mangrove clam (*Polymesoda erosa*) in the estuarine portion of Pasak River, Sasmuan, Pampanga, Philippines. *International Journal of Fisheries and Aquatic Studies* 7(4):258-262.
- Montero-Montoya R., López-Vargas R., Arellano-Aguilar O., 2018 Volatile organic compounds in air: sources, distribution, exposure and associated illnesses in children. *Annals of Global Health* 84(2):225-238.
- Mustapha S. H. B., 2020 [Microplastic contamination in mollusc *Polymesoda*]. Dissertation, Faculty of Engineering, Universiti Teknologi Malaysia, Johor Bahru, Johor, 64 p. [In Malay].
- Mutić J., Jovanović V., Jaxsens L., Tondeleir J., Ristivojević P., Djurdjić S., Rajković A., Veličković T. Č., 2021 Chemical content of five molluscan bivalve species collected from South Korea: multivariate study and safety evaluation. *Foods* 10(11):2690.
- Nuryanto A., Sastranegara M. H., 2013 Molecular characterisation of *Polymesoda erosa* (Solander, 1786) inhabit two different habitats. *Bionatura-Jurnal Ilmu-ilmu Hayati dan Fisik* 15(3):184-189.
- Patoni I., Susanto A., Hidayat Y., 2022 Potential of fruit extracts as attractants of female oriental fruit flies. *Pakistan Journal of Biological Sciences* 25(6):537-548.
- Peters C. A., Hendrickson E., Minor E. C., Schreiner K., Halbur J., Bratton S. P., 2018 Pyr-GC/MS analysis of microplastics extracted from the stomach content of benthivore fish from the Texas Gulf Coast. *Marine Pollution Bulletin* 137:91-95.
- Smith M. T., 2010 Advances in understanding benzene health effects and susceptibility. *Annual Review of Public Health* 31:133-148.
- Vinci R. M., Jaxsens L., De Meulenaer B., Deconink E., Matsiko E., Lachat C., de Schaetzen T., Canfyn M., Van Overmeire I., Kolsteren P., van Loco J., 2015 Occurrence of volatile organic compounds in foods from the Belgian market and dietary exposure assessment. *Food Control* 52:1-8.
- Wang Q., Wang C., Hou L., Lv B., Chén W. A. N. G., 2018 Pollution data analysis and characteristics of volatile organic compounds in the environment. *E3S Web of Conferences* 38:01004, 5 p.
- Wang R., Mou H., Lin X., Zhu H., Li B., Wang J., Junaid M., Wang J., 2021 Microplastics in mollusks: research progress, current contamination status, analysis approaches, and future perspectives. *Frontiers in Marine Science* 1671(8):759919.
- Yadav R., Pandey P., 2018 A review on volatile organic compounds (VOCs) as environmental pollutants: fate and distribution. *International Journal of Plant and Environment* 4(2):14-26.
- Yildizhan E., Koyutürk L. C., Akkuş M., Tektemur N. K., Özkorkmaz E. G., Fırat A. Ş. I. R., 2021 Examination of apoptotic changes in aromatic hydrocarbon benzene administered rat testicular tissue with histopathological methods. *Middle East Journal of Science* 7(1):1-10.
- Yusoff A. H., Roslan N. N., Chang C. S., Lazim A. M., Nadzir M. S. M., Oslan S. N. H., Sulaiman A. Z., Ahmed M. F., Mohamed M., Zakaria K. A., Tan R., 2021 Heavy metals in marsh clam (*Polymesoda expansa*) as bioindicators for pollution in

industrial and sand mining area of Kelantan River Basin, Malaysia. Trends in Sciences 18(20):1-10.
*** www.sealifebase.ca

Received: 13 August 2022. Accepted: 07 October 2022. Published online: 28 October 2022.

Authors:

Fika Dewi Pratiwi, Department of Fisheries Resources Management, Faculty of Agriculture, Fishery, and Biology, University of Bangka Belitung, Jl. Balunijuk, 33172 Merawang, Bangka, Indonesia, e-mail: fikapratiwi.12@gmail.com

Hartoyo, Department of Fishing Technology, Faculty of Agriculture, Fishery, and Biology, University of Bangka Belitung, Jl. Balunijuk, 33172 Merawang, Bangka, Indonesia, e-mail: hartoyonotonegoro@gmail.com

Andri Kurniawan, Department of Aquaculture, Faculty of Agriculture, Fishery, and Biology, University of Bangka Belitung, Jl. Balunijuk, 33172 Merawang, Bangka, Indonesia, e-mail: andri_pangkal@yahoo.co.id

This is an open-access article distributed under the terms of the Creative Commons Attribution License, which permits unrestricted use, distribution and reproduction in any medium, provided the original author and source are credited.

How to cite this article:

Pratiwi F. D., Hartoyo., Kurniawan A., 2022 Profile of volatile organic compounds in kepah (*Polymesoda erosa* Solander, 1786) collected from Jada Bahrin River of Bangka Island, Indonesia. AACL Bioflux 15(5):2597-2608.

Profile of volatile organic compounds in kepah (Polymesoda erosa Solander, 1786) collected from Jada Bahrin River of Bangka Island, Indonesia

ORIGINALITY REPORT

18%

SIMILARITY INDEX

18%

INTERNET SOURCES

15%

PUBLICATIONS

7%

STUDENT PAPERS

PRIMARY SOURCES

1	mail.scialert.net Internet Source	3%
2	phcogj.com Internet Source	2%
3	Submitted to Universitas Brawijaya Student Paper	2%
4	media.neliti.com Internet Source	2%
5	id.123dok.com Internet Source	1%
6	www.e3s-conferences.org Internet Source	1%
7	teses.usp.br Internet Source	1%
8	"Handbook of Microplastics in the Environment", Springer Science and Business Media LLC, 2022 Publication	1%

9	Ridwanti Batubara, Basuki Wirjosentono, Amir Hamzah Siregar, Urip Harahap, Tamrin. "PHYTOCHEMICAL SCREENING AND Py-GC-MS ANALYSIS OF AGARWOOD LEAVES (Aquilaria malaccensis Lamk.) CULTIVATED IN BAHOROK, LANGKAT REGENCY, NORTH SUMATRA, INDONESIA", Rasayan Journal of Chemistry, 2021 Publication	1%
10	aaqr.org Internet Source	1%
11	lookformedical.com Internet Source	1%
12	www.scienceandnature.org Internet Source	1%
13	Submitted to University of Derby Student Paper	1%
14	Martyn T. Smith. "Advances in Understanding Benzene Health Effects and Susceptibility", Annual Review of Public Health, 2010 Publication	1%
15	www.emerald.com Internet Source	1%

Exclude quotes Off

Exclude matches < 1%

Exclude bibliography On